

## Facility information

## Ella Foote Hall

Facility type	Commercial/Institutional
Type	Public building
Description	Rec Centers & Pools
Facility size	1,550 ft <sup>2</sup>

## Facility Targets for 2020

You'll find some targets for your buildings electricity and natural gas and the resulting GHG target in this area in 2020!

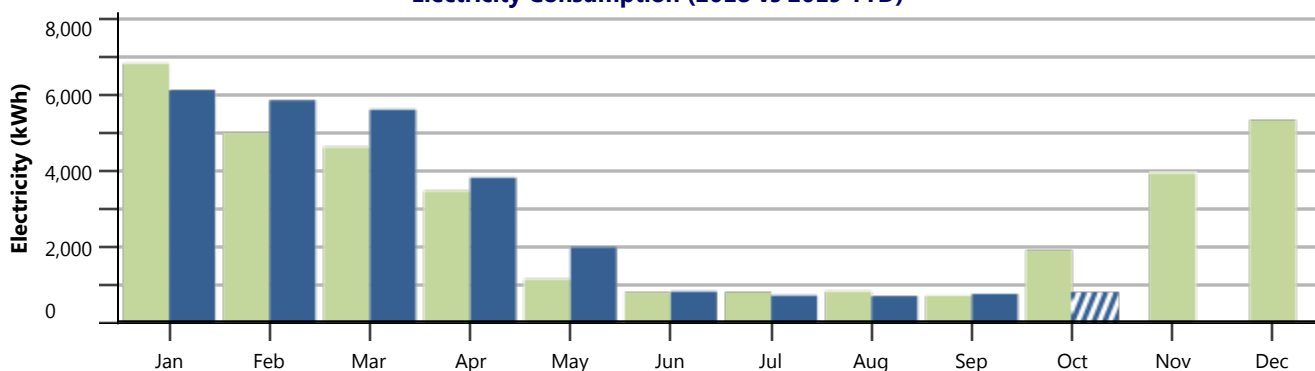
## Progression to Targets

In this area you'll find out how you're doing working towards your 2020 targets.

## Performance tracker

	Fuel consumption	Fuel cost	GHG emission
	kWh	\$	tCO <sub>2</sub>
Reference period -2018	35,300	4,668	0.71
Actual -2019	27,118	3,575	0.54
Savings	8,181	1,093	0.16
%	23.2%	23.4%	23.2%

## Electricity Consumption (2018 vs 2019 YTD)



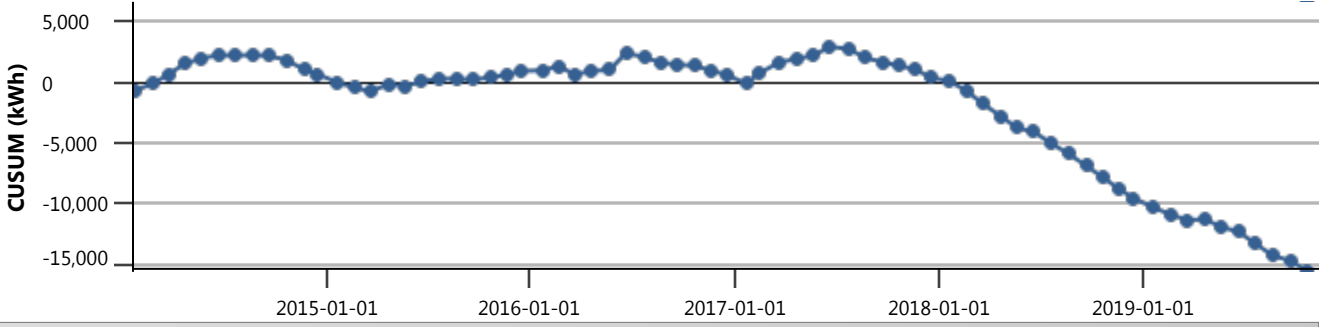
## Legend

Reference year (2018) Electricity (2019) Partial data


## Electricity Consumption (2018 vs 2019 YTD)

	2018	2019		
	Reference year kWh	Electricity kWh	Difference kWh	Difference %
Jan	6,831	6,133	698	10.2%
Feb	5,007	5,863	-856	-17.1%
Mar	4,622	5,616	-994	-21.5%
Apr	3,461	3,816	-356	-10.3%
May	1,131	1,983	-852	-75.4%
Jun	786	806	-19.8	-2.5%
Jul	793	701	91.6	11.6%
Aug	807	684	123	15.2%
Sep	692	742	-50.2	-7.3%
Oct	1,899	774	1,126	59.3%
Nov	3,932			
Dec	5,339			
<b>Total</b>	<b>35,300</b>	<b>27,118</b>	<b>8,181</b>	<b>23.2%</b>

### Electricity - HDD - CDD - CUSUM



#### Legend

 Electricity